



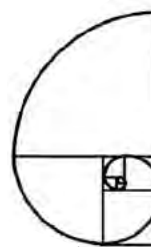
**Directions:**

1. **FIRST!** Check the scale below against an actual ruler.
2. Place this on a flat hard surface.
3. Step on the sandal template with your foot centered on the shape.
4. **Determine your size.**  
You don't want a lot of room in front of your toes or behind your heel.

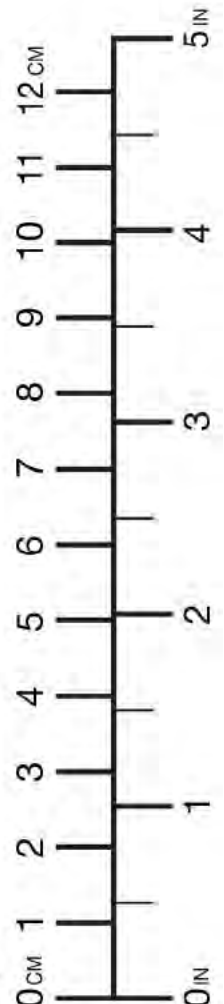


For expert help, take a couple photos of your foot on this template at similar angles as the diagram and email us at:

[EarthRunnersInfo@gmail.com](mailto:EarthRunnersInfo@gmail.com)



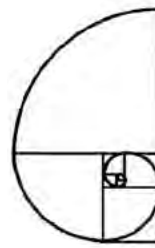
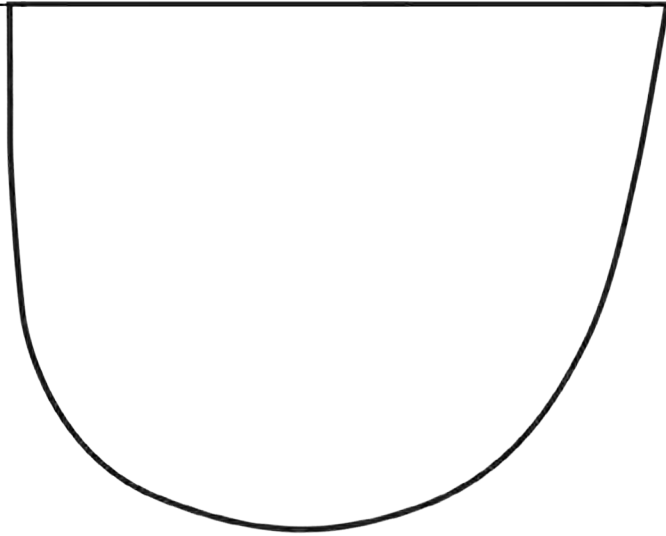
Print at 100% scale. If this scale doesn't match your ruler re-print this template and be sure to set your computer printing setup scale to 100% or 'actual size'. Be sure 'scale to fit' is not checked.



**TAPE PAGE 2 RIGHT HERE**



FOLD HERE AND TAPE TO PAGE 1



Print at 100% scale. If this scale doesn't match your ruler re-print this template and be sure to set your computer printing setup scale to 100% or 'actual size'. Be sure 'scale to fit' is not checked.

